

ORDINANCE NO. 2025-15

AN ORDINANCE OF THE BOROUGH OF HARVEY CEDARS, OCEAN COUNTY, NEW JERSEY AMENDING CHAPTER 19 ENTITLED “STREETS AND SIDEWALKS” AS IT PERTAINS TO CURBS AND MOUNTABLE CURBS

BE IT ORDAINED BY THE BOARD OF THE COMMISSIONERS OF THE BOROUGH OF HARVEY CEDARS, as follows:

Section 1. Section 19-1.10 of the Code of the Borough of Harvey Cedars entitled “Mountable Concrete Curbs”, is hereby repealed in its entirety and readopted as follows:

- a. Curbs – Curbs are not required to be installed. However, in all cases are permitted to be installed, the owner of the lands upon which the curb is to be located shall erect and construct on the curbline of such lands Belgian block curbing in accordance with specifications herein below. In all cases wherein Belgian block is installed, as a condition of approval, the homeowner shall execute a waiver and release of all claims against the Borough for damage to the Belgian block which may be caused by snow removal or other municipal action.
 1. Curbing Dimensions and Specifications
 - (a). Belgian block curbs shall conform to the detail in Schedule A at the end of this section. Depressed curb ramps for the handicapped shall be installed at all radial in accordance with the laws of the State of New Jersey and the Americans with Disabilities Act.
 - (b). Existing curb and Belgian block curb. In the event that there are existing poured or granite curbs, they shall be maintained and be considered to comply with the requirements of this section. However, if 50% or more of the curb area has deteriorated and is in need of replacement, the entire area must be made to comply with current regulations.
 - (c). All disturbances of the Borough roadway for the purposes of curb installation shall be saw cut at a distance of not less than 12 inches from the edge of the existing roadway/face of new curb. All areas must be filled with a minimum three-inch depth of hot mix asphalt over a six-inch depth of dense graded aggregate. All roadways shall be restored upon completion of curb construction.
 - (d). This section does not apply to Business located in the GB or LC districts or any area where the Boroughs Streetscape sidewalks and walkways were installed.
- b. Mountable Curbs – Paved driveways as defined in 13-9.6 that extend to the edge of pavement will require a Mountable Curb and must comply to the specifications and design set forth in this chapter.
- c. Bollards
 1. Bollard Specifications
 - a. Utilization of Bollards in the Borough shall conform to the details in Schedule B at the end of this section.
 - b. In the event that a Bollard(s) exists along the Borough’s streetscape, on Long Beach Blvd. or any Public Property. The installation, relocation, or removal of Bollards will be done by the Borough, a fee of \$500 per Bollard will apply for installation or relocation. The Borough will coordinate the location of Bollards with the applicant.
 - c. Installation, relocation, and removal of Bollards on private property is the responsibility of the applicant, the applicant will submit the location of the Bollards with the applicable permit. A building permit and all building inspections and approvals shall be required.
- d. Conditions and Permits.
 1. No curb or mountable curb as defined herein and in 19-9.6C may be installed without first obtaining a permit from the Zoning Officer for a curb or a driveway mountable curb as detailed in Schedule A of this chapter, this will include an alignment and grade inspection by the Borough Engineer, and when necessary, cooperation from the Ocean County Engineer. The zoning fee for the issuance of a permit for the construction

of a concrete or brick paver driveway including mountable curb shall be referred to in § **13-16.2**.

2. Engineering Plans and Fees. Before any curb or mountable curb is erected or installed in the Borough of Harvey Cedars, and before any permit is issued by the Zoning Officer, the applicant shall provide to the Borough Engineer a sketch showing the location of the proposed driveway and/or curb in general terms along with the fixed fee of \$150 for engineering review, planning and required inspections. The Borough Engineer shall coordinate with the owner's contractor to establish the curb alignment. Survey layout by the owner's contractor may be required. Approval from the county will be required on all county roads at the time of application for a driveway permit. County roads in the Borough are exempt from engineering review.
3. No Bollards can be installed, moved or removed without first obtaining a permit from the zoning officer, the permit will include a survey or a drawing to scale indicating the location and/or relocation of the Bollards on the property. The zoning fee for the issuance of a permit for the installation, re-installation, or removal of bollards shall be referred to in § **13-16.2**.

Section 2. All ordinances or parts of ordinances inconsistent herewith are hereby repealed.

Section 3. If any section, subsection, sentence, clause, phrase or portion of this ordinance is for any reason held invalid or unconstitutional by a court of competent jurisdiction, such portion shall be deemed a separate, distinct and independent provision, and such holding shall not affect the validity of the remaining portions.

Section 4. This Ordinance shall take effect upon final adoption after publication in accordance with law.

MOTION TO ADOPT:

SECOND:

ROLL CALL:

AYES:

NAYS:

ABSENT:

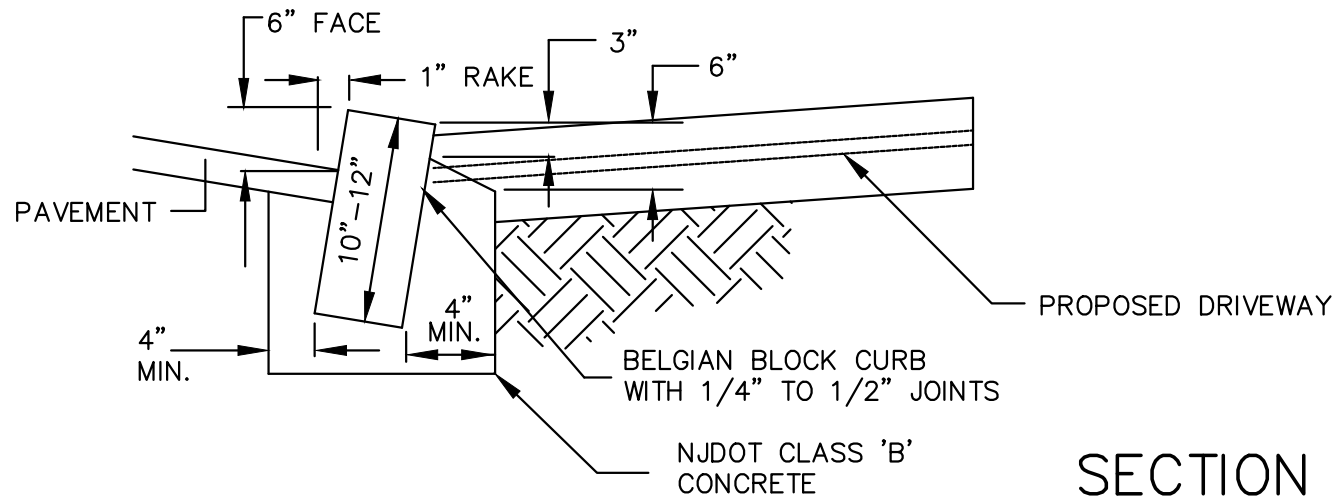
ADOPTED ON:

EFFECTIVE DATE:

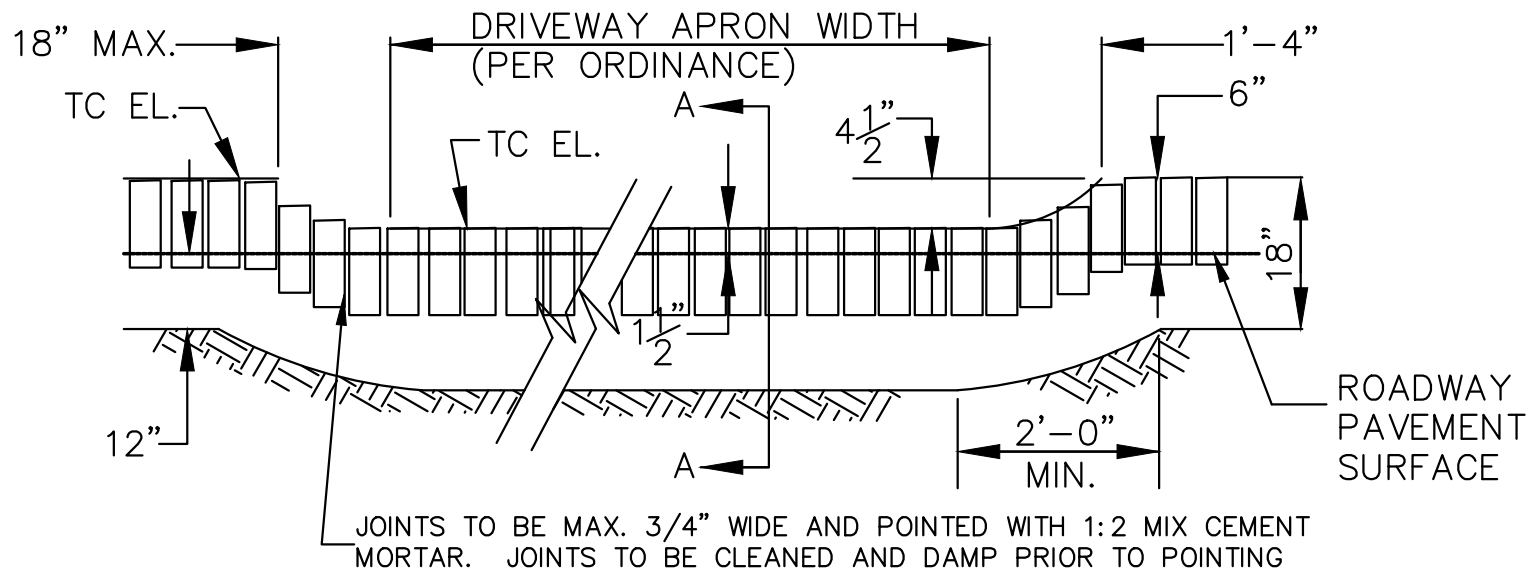
John M. Imperiale, Mayor

Joseph Gieger, Commissioner

Paul G. Rice, Commissioner

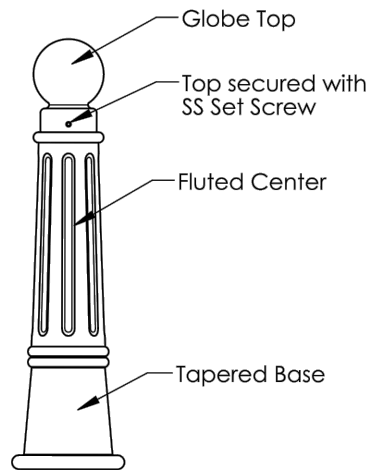
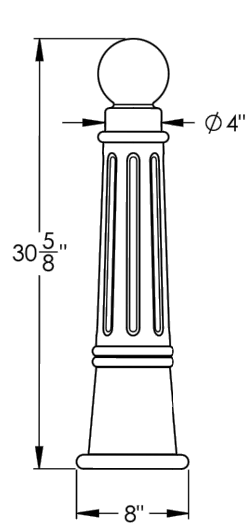


SECTION A-A

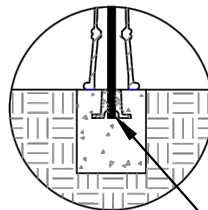


BELGIAN BLOCK CURB/DRIVEWAY DETAIL

BOROUGH OF HARVEY CEDARS SCHEDULE A



TYPE I
Iron Base Mount



DUCTILE IRON MOUNTING
BASE



Made in the USA

MATERIAL
ASTM A48 Class 30 Cast Iron

SLEEVE WEIGHT
66.9 LBS.

FINISH
POWDER COAT FINISH
1 coat zinc rich epoxy primer + 1 coat
Super Durable polyester powder coating.
Available in 25 colors.

INSTALLATION
MOUNTING OPTIONS AVAILABLE
-Type P - Pipe Mount
-Type I - Iron Base
-Type S - Surface Mount

See specific Installation drawings for each
mounting option. The installation drawing
will show the component weight chart,
mounting instructions, and details.

Series: Promenade

Product No.

100-GTF



BOLLARDSUSA
A DIVISION OF JR HOE

SCHEDULE B

PROPRIETARY AND CONFIDENTIAL - THE INFORMATION CONTAINED IN THIS DRAWING IS THE SOLE PROPERTY OF J.R. HOE & SONS INC. ANY REPRODUCTION IN PART OR AS A WHOLE WITHOUT THE WRITTEN PERMISSION OF J.R. HOE & SONS INC. IS PROHIBITED.

5

↑

4

↓

3

↓

2

↓

1